

# KERSPLASH™ 4 PANEL ALTERNATING COLOR CLIMBING WALL

## CATALOG#: 70537

THE KERSPLASH™ POOLSIDE CLIMBING WALL WILL CONSIST OF THE FOLLOWING COMPONENTS:

### SUPERSTRUCTURE:

THE STRUCTURE SHALL CONSIST OF A 18' TALL FRAME. THE FRAME WILL INCLUDE AN 16' TALL SECTION FOR CLIMBING WITH THE UPPERMOST 4' SECTION ANGLED TOWARDS THE WATER AT 20 DEGREES, SECOND UPPERMOST SECTION SHALL BE ANGLED 10 DEGREES. THE TOP 2' NON-CLIMBABLE SECTION OF THE CLIMBING WALL SHALL BE VERTICLE. THE SUPERSTRUCTURE OF THE WALL SHALL BE CONSTRUCTED EXCLUSIVLY FROM 304L (LOW CARBON CONTENT) STAINLESS STEEL RAW MATERIALS, MANUFACTURED AND FORMED IN THE UNITED STATES WITH OVERALL DIMENSIONAL SIZE TOLERANCES OF +/- 1/16" INCH. PANEL BRACKETS SHALL BE FACRICATED FROM 12 GAUGE 304 STAINLESS STEEL SHEETS AND TIG WELDED PERMANENTLY TO THE FRAME STRUCTURE. THERE SHALL BE NO PINS OR PIVOTS IN THE MAIN FRAME TO COMPRIMISE STRUCTUAL INTEGRITY. ALL STAINLESS STEEL COMPONENTS SHALL BE COATED WITH SPECTA SHIELD™ TO WITHSTAND THE AQUATIC ENVIRONMENT.

### PANELS:

KERSPLASH PANELS SHALL BE FABRICATED OF OUTDOOR RATED, UV STABILIZED, POLYCARBONATE FOR SUPERIOR STRENGTH AND IMPACT RESISTANCE. CLIMBING PANELS ARE TRANSLUCENT BLUE AND GREEN IN COLOR WITH A TEXTURED FINISH FOR PRIVACY. PANELS SHALL HAVE 6 SLOTS ON THE PERIMETER FOR MOUNTING THE FRAME AND 18 CAPTIVE FASTENERS TO ALLOW FOR HANDHOLD MOUNTING. PANELS SHALL BE 4' BY 4' DIMENSIONALLY (+/- 1/16") AND ALL SHARP EDGES MECHANICALLY ROUNDED. THE TOP 2' PANEL SHALL HAVE NO HAND HOLDS OR GRASPABLE SURFACE FEATURES TO DETER CLIMBING ABOVE THE DESIGNATED CLIMBING PANELS. ALL PANELS SHALL BE CAPABLE OF WITHSTANDING THE AQUATIC ENVIRONMENT.

### HOLDS:

EACH CLIMBING PANEL SHALL COME WITH 6 HAND HOLDS. HAND HOLDS SHALL BE FABRICATED FROM A PROPRIETARY HYBRID RESIN WITH A FORMULATED UV-INHIBITED BLEND SPECIFICALLY ENGINEERED FOR THE AQUATIC ENVIRONMENT. EACH HAND HOLD SHALL HAVE AN IMBEDDED STAINLESS STEEL WASHER.

### ANCHORS:

THE ANCHORS SHALL BE ENGINEERED TO WITHSTAND 90 MPH WIND LOAD WITH A SAFETY FACTOR, AND ANY FORCES INDUCED BY CLIMBING. THE ANCHORING SYSTEM SHALL CONSIST OF QTY. 6 304L COLD FORMED STAINLESS STEEL BRACKETS THAT CLAMP THE CLIMBING FRAME WITH 18-8 STAINLESS STEEL 1/2"-13 HEX BOLTS. HEX BOLTS SHALL BE INSTALLED INTO EPOXY SET FEMALE THREADED ANCHORS SET PER THE MANUFACTURER INSTRUCTIONS

### FASTENERS:

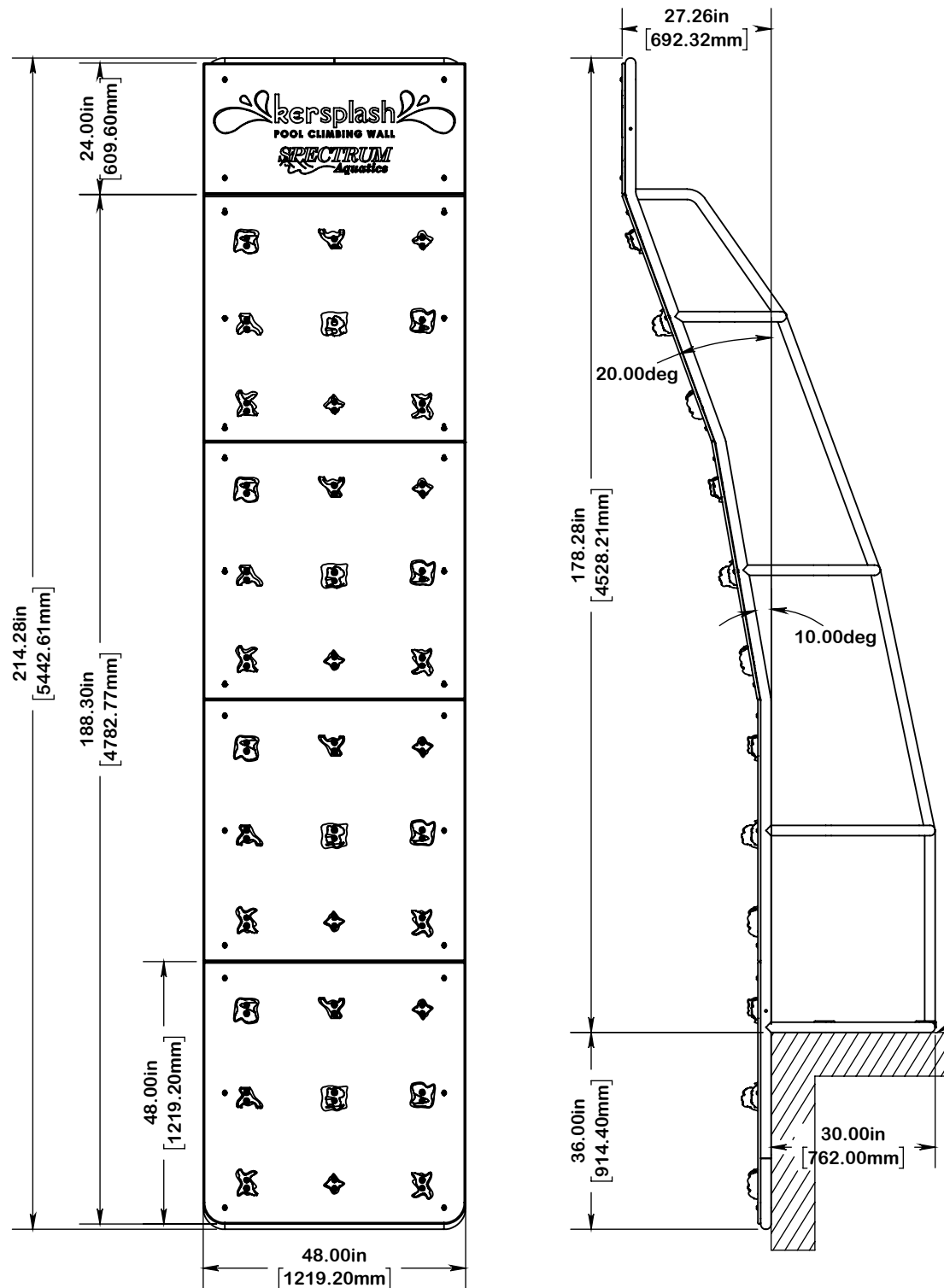
ALL FASTENERS SHALL BE 18-8 S.S. AND CONNECTION POINTS OTHER THAT HAND HOLDS SHALL HAVE NYLOCK LOCKING ELEMENT NUTS.

### FOOTING REQUIREMENTS:

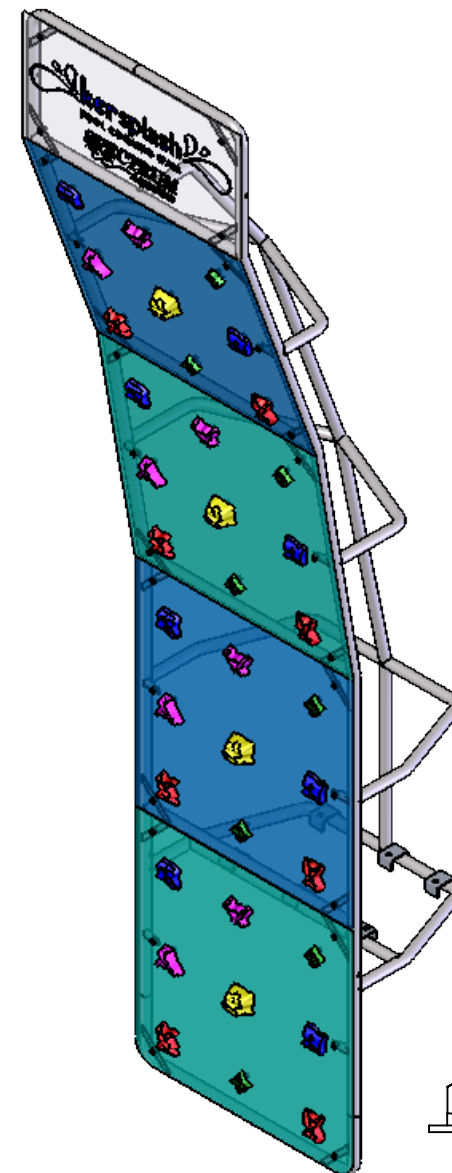
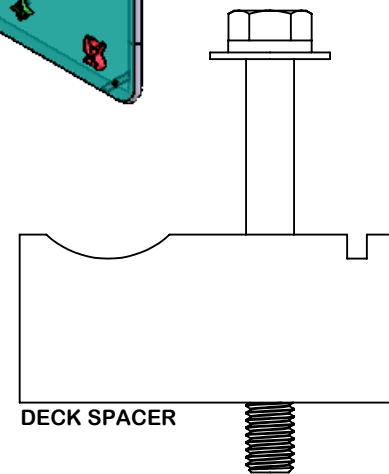
THE FOOTING REQUIREMENTS SHALL BE BASED ON A 90 MPH WIND LOAD, STANDARD 4" THICK POOL DECK SHALL BE SUFFICIENT.

### WARRENTY:

SPECTRUM STANDARD



DECK PROFILE REQUIRED FOR PURCHASE MOUNTING SPACERS WILL BE PROVIDED IF NECESSARY



## ENGINEERING DATA

|           |  |            |       |             |
|-----------|--|------------|-------|-------------|
| PRODUCT:  | KERSPLASH 4-PANEL - 16' TALL x 4' WIDE |            |       |             |
| MODEL #:  | 70535-1WA                              | CATALOG #: | 70537 | REVISION: A |
| MATERIAL: | 1.90"x.109" 304L SERIES S.S. TUBE      |            |       |             |
| FINISH #: | PASSIVATE IAW ASTM A967                |            |       |             |

### NOTE:

*DIMENSIONS VARY WITH SPECIFIC APPLICATIONS. SPECIFICATIONS ARE NOMINAL AND ARE SUBJECT TO CHANGE. PLEASE CONTACT SPECTRUM AQUATICS FOR CUSTOM APPLICATIONS*

# SPECTRUM Aquatics

A PLAYCORE Company

7100 Spectrum Lane Missoula, Montana 59808  
800.791.8056 www.spectrumaquatics.com